



KARAMAN ORGANIZED INDUSTRIAL ZONE

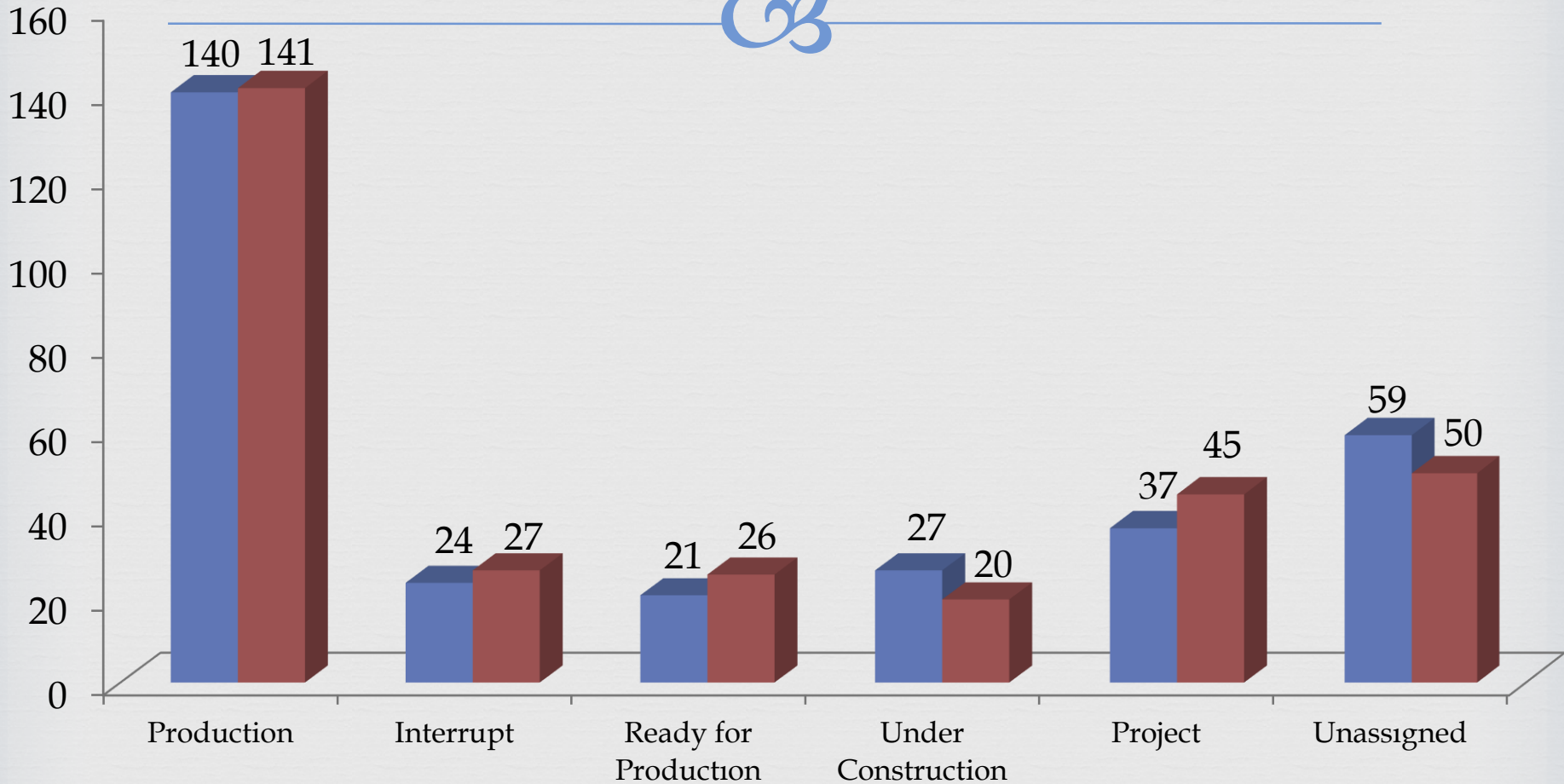
CURRENT SITUATION



- ∞ Karaman Organized Industrial Zone is built on 1024 ha .
- ∞ In the Zone;
- ∞ Industrial Parcel 309 ,
- ∞ Service Support Parcel 52 ,
- ∞ Total amount of Industrial and Service parcels are 361 pieces.

INDUSTRIAL PARCEL DISTRIBUTION

■ 2018/1 ■ 2018/2

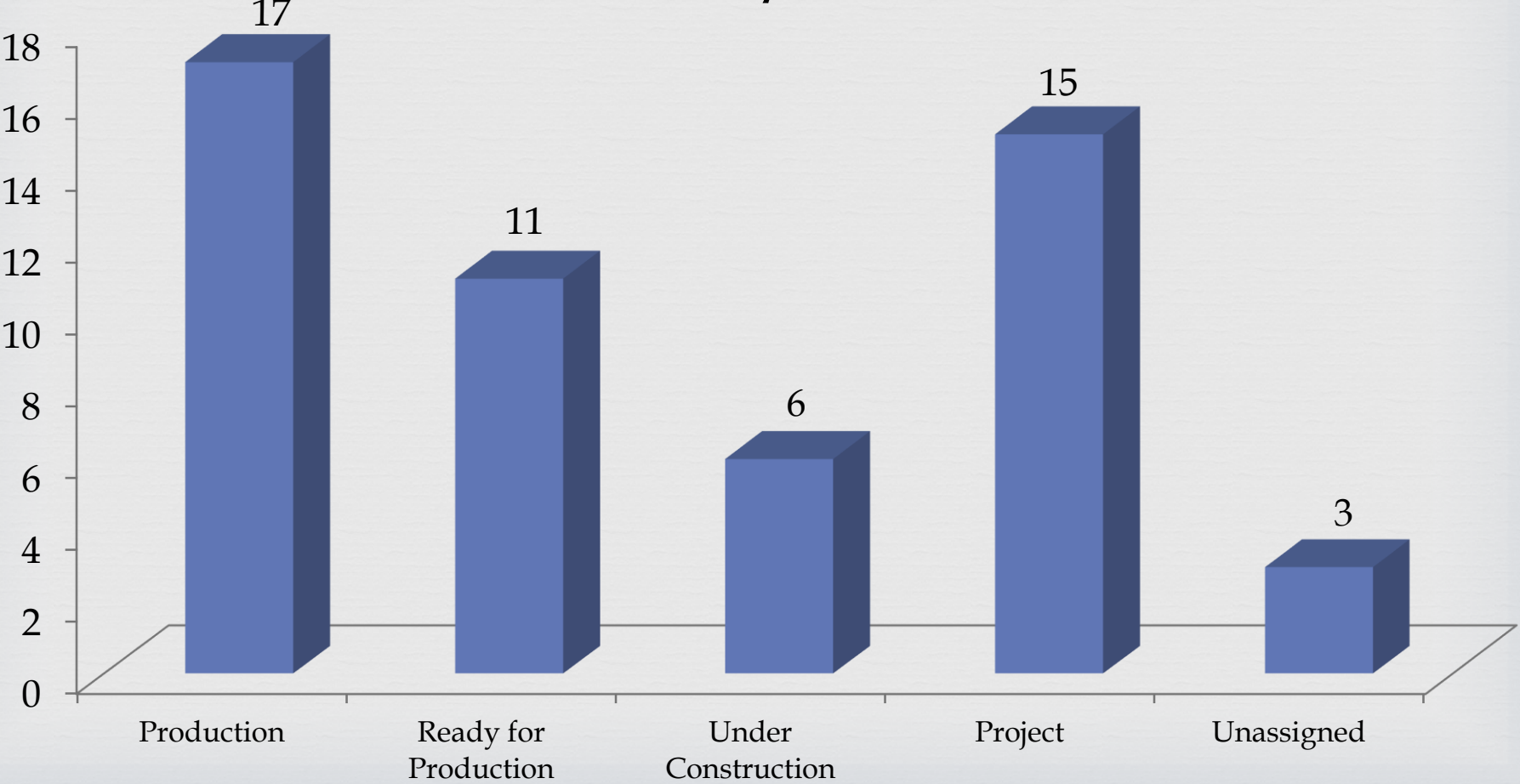


SERVICE SUPPORT PARCEL DISTRIBUTION



2018/2

■ 2018/2

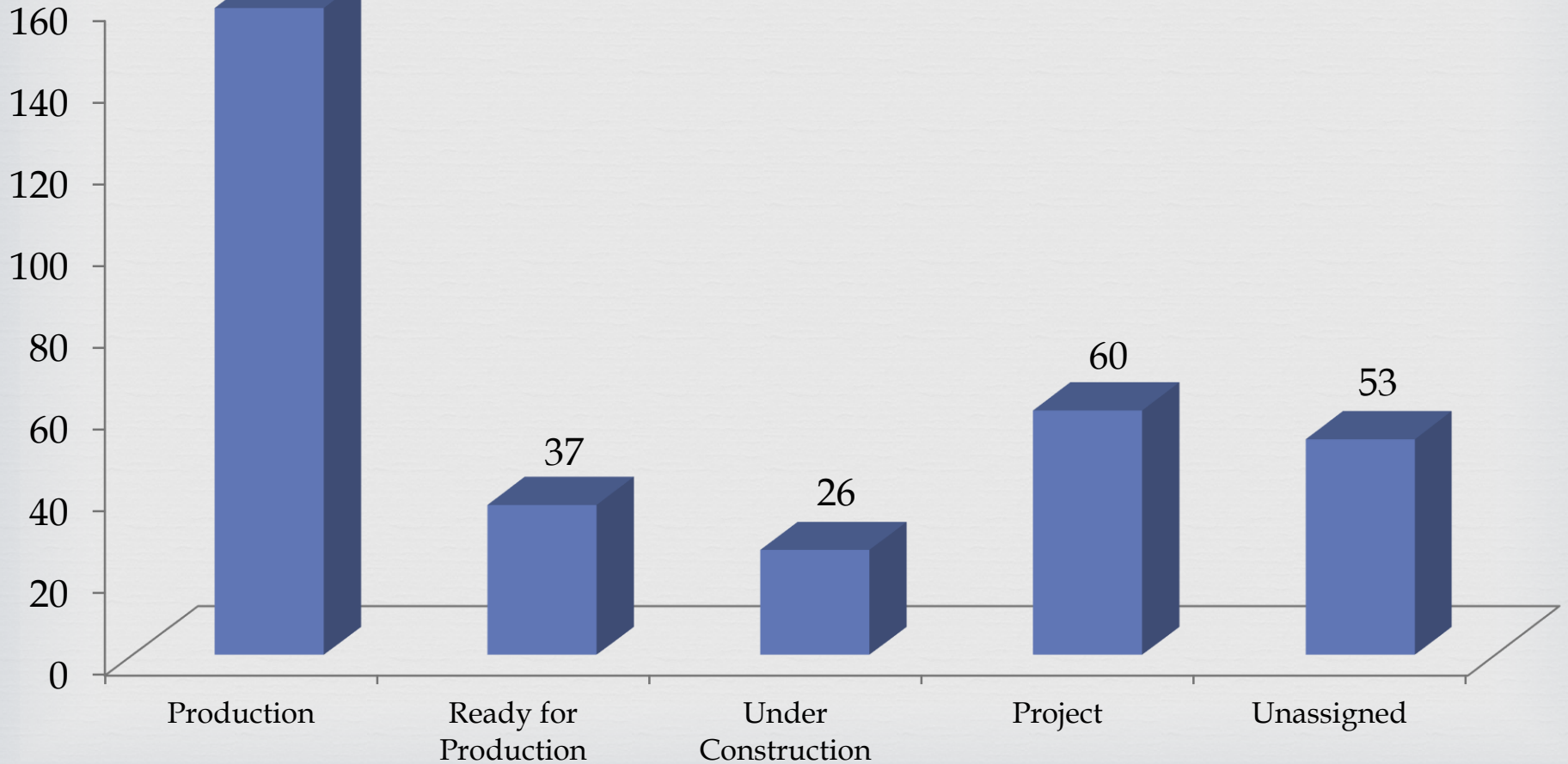


TOTAL PARCEL DISTRIBUTION



2018/2

■ 2018/2



Order	Sector	Number of Companies in Opertaion	Activity Rate	Land Area m ²	Area Ratio (%)	Employment
1	Manufacture of Food Products	62	39%	1.267.120,70	49%	9.050
2	Manufacture of Apparel	2	1%	15.041,16	1%	109
3	Manufacture of Wood and Cork Products	4	3%	69.808,18	2%	155
4	Manufacture of Paper and Paper Products	1	1%	8.371,44	1%	31
5	Pressing and Reproduction of Recorded Media	11	7%	217.930,49	8%	709
6	Manufacture of Rubber and Plastic Products	10	6%	180.948,32	7%	173
7	Manufacture of Other Non-Metalic Mineral Products	8	5%	130.877,62	5%	153
8	Manufacture of Fabricated Metal Products (Except Machinery and Equipment)	14	9%	184.674,44	7%	259
9	Manufacture of Nec Machinery and Equipment	21	13%	217.712,68	8%	561
10	Furniture Manufacturing	3	2%	71.447,00	3%	170
11	Other Manufacturing	5	3%	166.453,29	6%	138
12	Service Support Parcel	17	11%	73.435,48	3%	227

